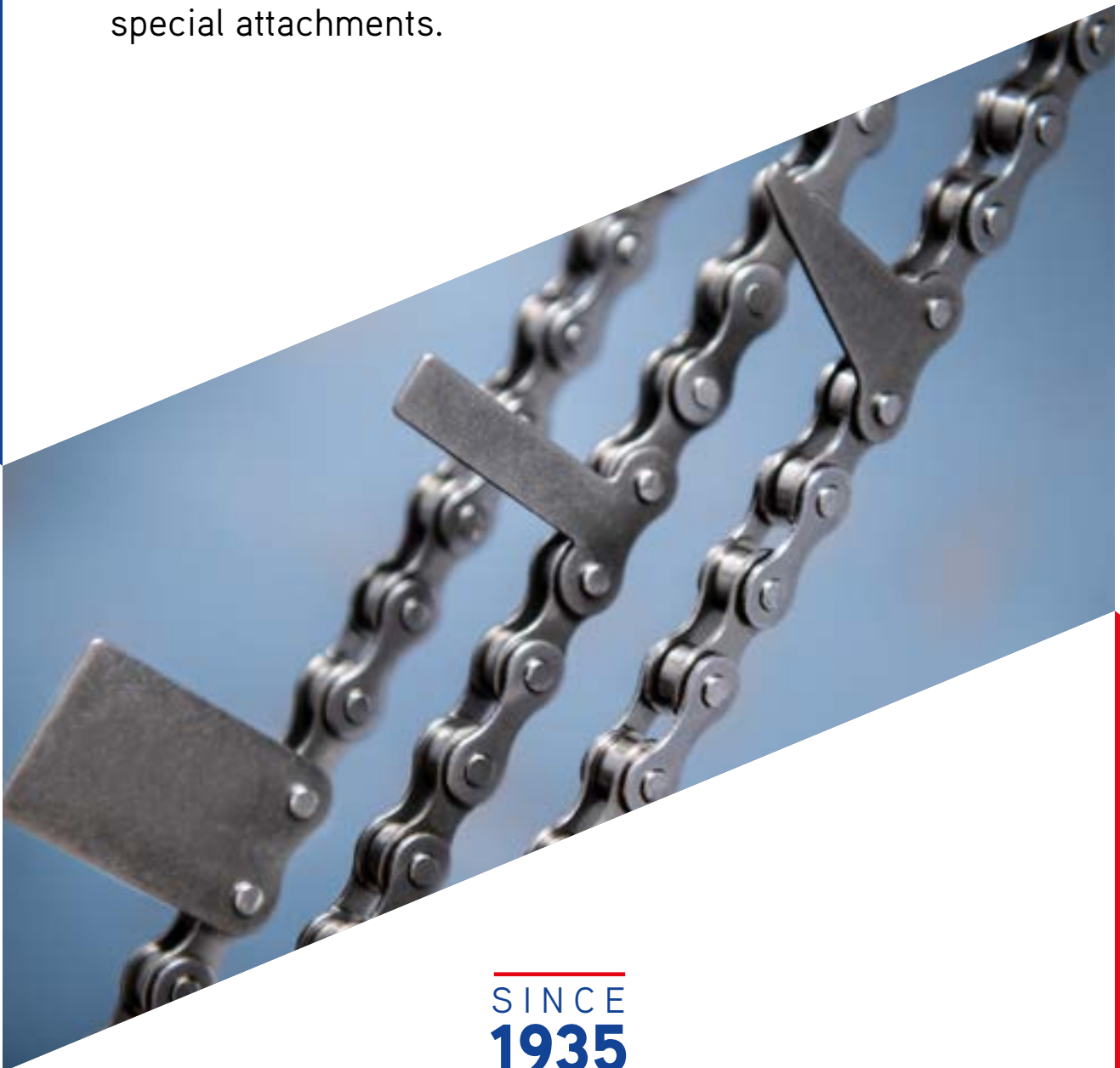


Pusher chains and special chains

IRIS offers a wide variety of conveyor chains with pusher attachments and special attachments.



Pusher chains and special chains

IRIS offers a wide variety of pusher chains and chains with special attachments for conveying duties. The attachments are added to adapt the specific requirements of each application. IRIS can develop and manufacture custom-made solutions for specific requirements.

Nickel, delta-tone and stainless steel versions are available.

SERVICES

Assembled chains **available in stock.**

Specific product on request.

Pushers spaced as required upon request.

Chains of any length.

Matched pairs on request for chains working in parallel.

Technical assistance.

INDUSTRIES

- ✓ Food packaging applications.
- ✓ Food and vegetables sorting and packaging.
- ✓ Pasta and bakery manufacturing.
- ✓ Confectionary manufacturing.
- ✓ Pharmaceutical industries.
- ✓ Painting systems.
- ✓ Special applications.

Chains with special attachments

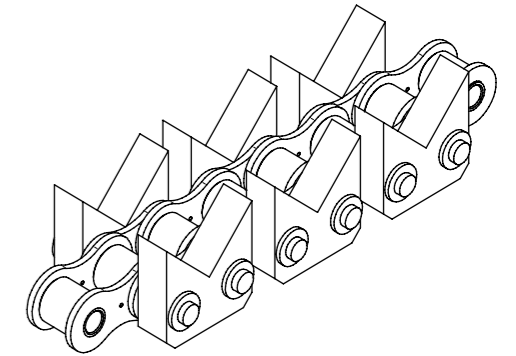
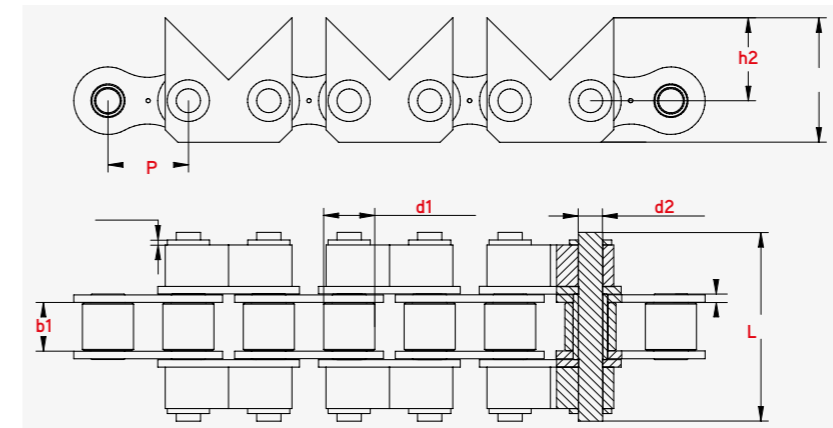
IRIS develops and manufactures custom-made solutions according to customer needs.

Nickel, delta-tone and stainless steel versions are available.

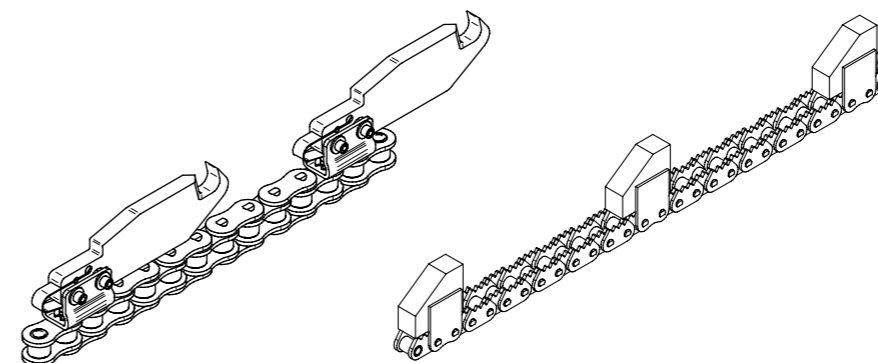
ISO SERIES

DIN/ISO No.	Material	Pitch P mm	Roller diameter d1 max mm	Width between plates b1 min mm	Pin diameter d2 max mm	Pin length		Inner Plate depth h2 max mm	Plate thickness t/T max mm	Minimum Tensile strength Q min KN	Weight per meter q kg/m
08B-1	CS, NP, DT, SS	12,700	8,51	7,75	4,45	L max 16,70	Lc max 18,20	11,80	1,60	18,00	0,69
10B-1	CS, NP, DT, SS	15,875	10,16	9,65	5,08	L max 19,50	Lc max 20,90	14,70	1,70	22,40	0,93
12B-1	CS, NP, DT, SS	19,050	12,07	11,68	5,72	L max 22,50	Lc max 24,20	16,00	1,85	29,00	1,15
16B-1	CS, NP, DT, SS	25,400	15,88	17,02	8,28	L max 36,10	Lc max 37,40	21,00	4,15/3,1	60,00	2,71
20B-1	CS, NP, DT, SS	31,750	19,05	19,56	10,19	L max 41,30	Lc max 45,00	26,40	4,5/3,5	95,00	3,70

CS CARBON STEEL
NP NICKEL PLATES
DT DELTA-TONE
SS STAINLESS STEEL



Examples of chains with special attachments:



Conveyor chains with straight fixed pushers

A wide variety of straight fixed pusher attachments designs is available. Additional attachments designs can be developed according to customer needs.

Nickel, delta-tone and stainless steel versions are available.

SERVICES

Assembled chains **available in stock.**

Specific product on request.

Pushers spaced as required upon request.

Chains of any length.

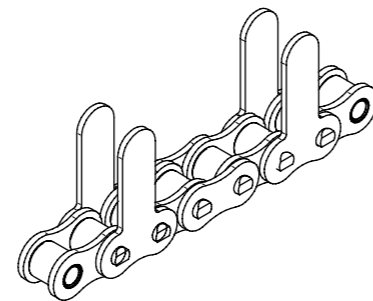
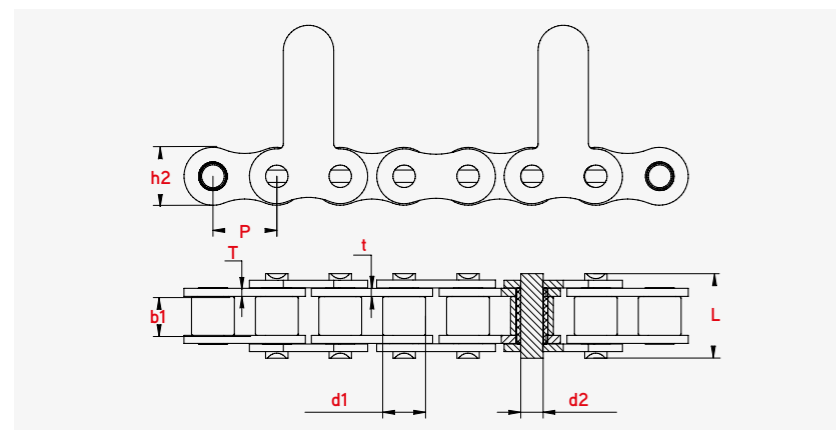
Matched pairs on request for chains working in parallel.

Technical assistance.

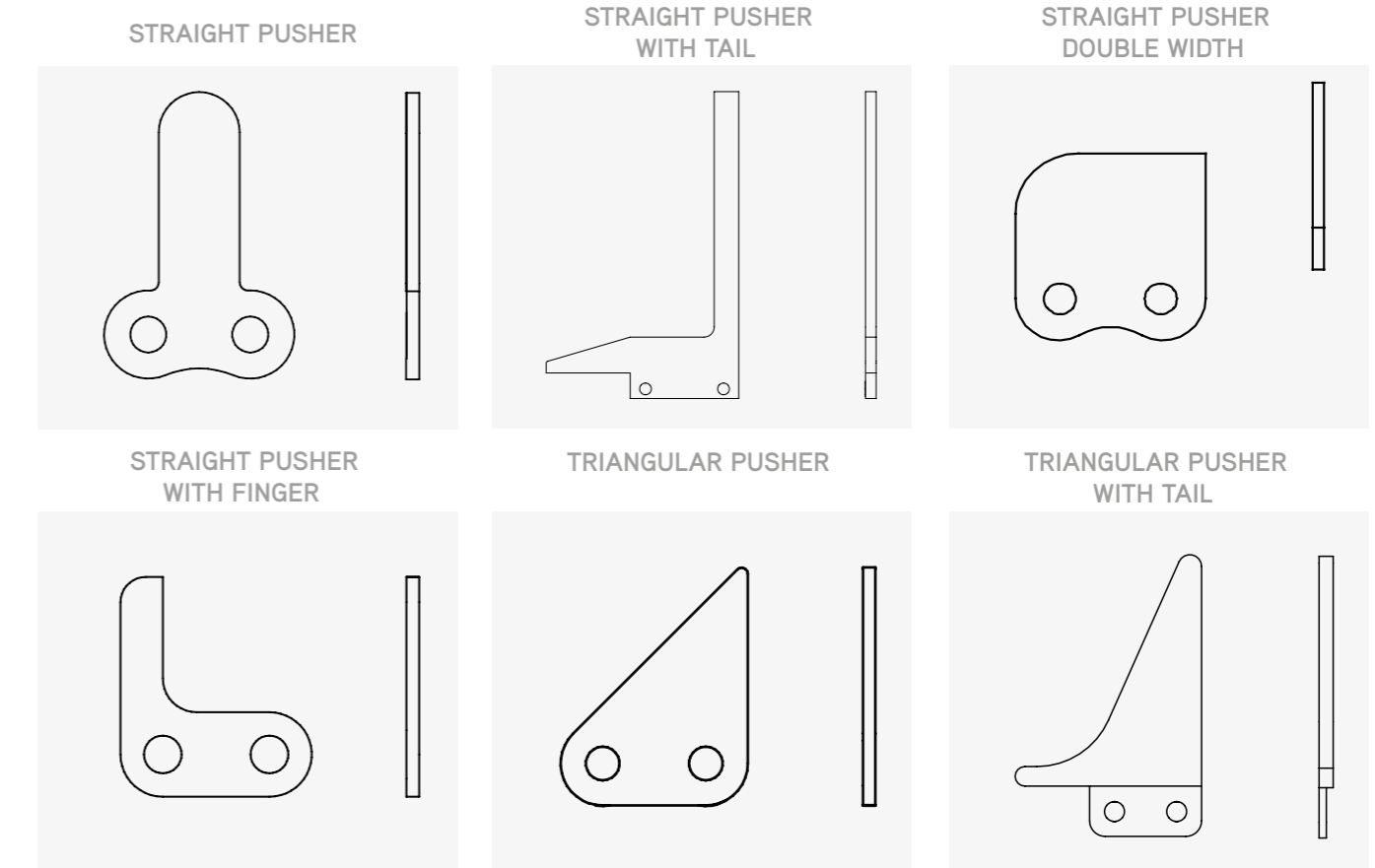
ISO SERIES

DIN/ISO No.	Material	Pitch	Roller diameter	Width between plates	Pin diameter	Pin length		Inner Plate depth	Plate thickness	Minimum Tensile strength	Weight per meter
		P mm	d1 max mm	b1 min mm	d2 max mm	L max mm	Lc max mm	h2 max mm	t/T max mm	Q min KN	q kg/m
08B-1	CS, NP, DT, SS	12,700	8,51	7,75	4,45	16,70	18,20	11,80	1,60	18,00	0,69
10B-1	CS, NP, DT, SS	15,875	10,16	9,65	5,08	19,50	20,90	14,70	1,70	22,40	0,93
12B-1	CS, NP, DT, SS	19,050	12,07	11,68	5,72	22,50	24,20	16,00	1,85	29,00	1,15
16B-1	CS, NP, DT, SS	25,400	15,88	17,02	8,28	36,10	37,40	21,00	4,15/3,1	60,00	2,71
20B-1	CS, NP, DT, SS	31,750	19,05	19,56	10,19	41,30	45,00	26,40	4,5/3,5	95,00	3,70

CS CARBON STEEL
NP NICKELED PLATES
DT DELTA-TONE
SS STAINLESS STEEL



STRAIGHT PUSHER ATTACHMENT TYPES



Chains with bent fixed pushers

A wide variety of bent fixed pusher attachments designs is available. Additional attachments designs can be developed according to customer needs. Nicked, delta-tone and stainless steel versions are available.

SERVICES

Assembled chains **available in stock.**

Specific product on request.

Pushers spaced as required upon request.

Chains of any length.

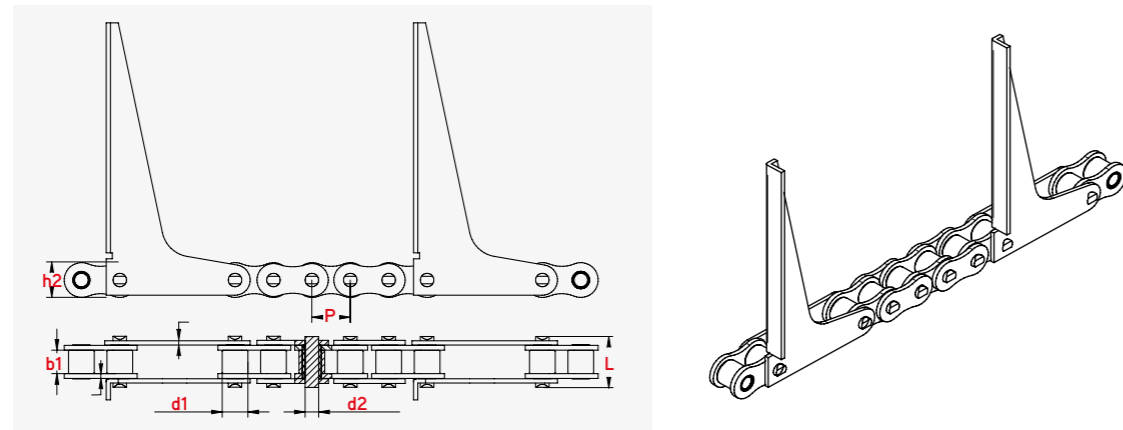
Matched pairs on request for chains working in parallel.

Technical assistance.

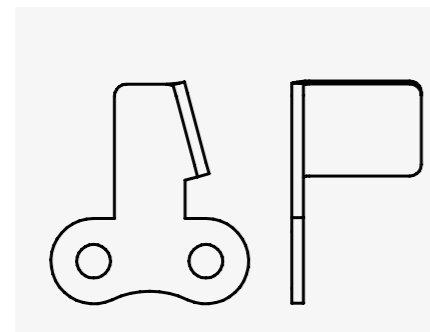
ISO SERIES

DIN/ISO No.	Material	Pitch P mm	Roller diameter d1 max mm	Width between plates b1 min mm	Pin diameter d2 max mm	Pin length L max mm / Lc max mm		Inner Plate depth h2 max mm	Plate thickness t/T max mm	Minimum Tensile strength Q min KN	Weight per meter q kg/m
08B-1	CS, NP, DT, SS	12,700	8,51	7,75	4,45	16,70 / 18,20	11,80	1,60	18,00	0,69	
10B-1	CS, NP, DT, SS	15,875	10,16	9,65	5,08	19,50 / 20,90	14,70	1,70	22,40	0,93	
12B-1	CS, NP, DT, SS	19,050	12,07	11,68	5,72	22,50 / 24,20	16,00	1,85	29,00	1,15	
16B-1	CS, NP, DT, SS	25,400	15,88	17,02	8,28	36,10 / 37,40	21,00	4,15/3,1	60,00	2,71	
20B-1	CS, NP, DT, SS	31,750	19,05	19,56	10,19	41,30 / 45,00	26,40	4,5/3,5	95,00	3,70	

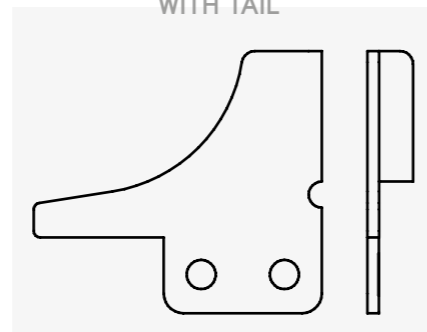
CS CARBON STEEL
NP NICKELED PLATES
DT DELTA-TONE
SS STAINLESS STEEL



BENT PUSHER



BENT PUSHER WITH TAIL



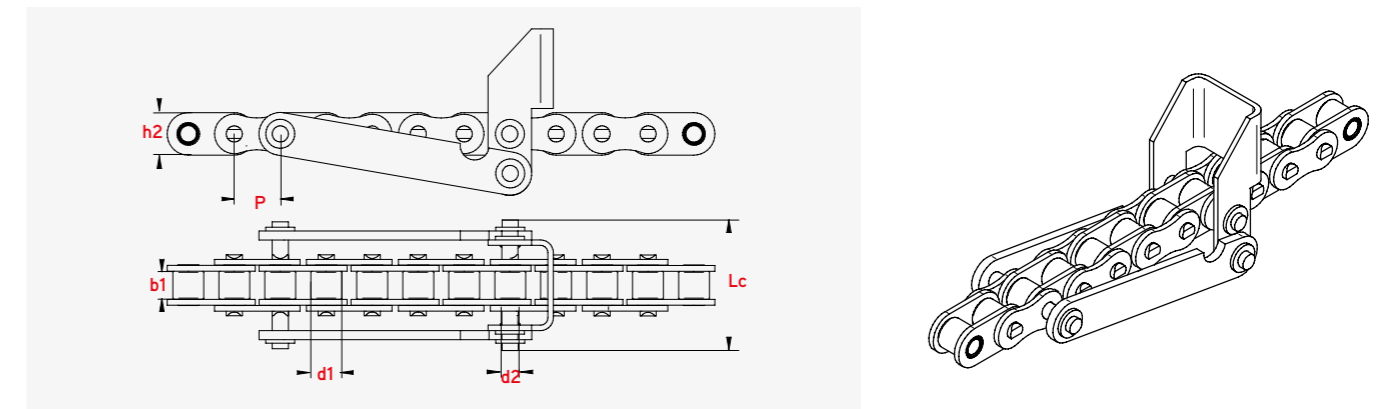
Chains with pusher dogs

IRIS chains have pushers that are at the right angle to the chain when transporting. The pusher dips under the handled material during deflection, and therefore it does not harm the material.

ISO SERIES

DIN/ISO No.	Material	Pitch P mm	Roller diameter d1 max mm	width between plates b1 max mm	Pin diameter d2 max mm	Pin length L max mm / Lc max mm		Inner Plate depth H mm	Chain to top height h mm	Chain to top height h2 mm	Plate thickness t/T max mm	Minimum Tensile strength Q min KN	Weight per meter q kg/m
32B-1	CS, DT, SS	50,800	29,21	31,00	17,81	66,00 / 71,00	72,00	27	42,2	7,00/6,00	277,5	10,25	

CS CARBON STEEL
DT DELTA-TONE
SS STAINLESS STEEL



Chains with side return pushers

IRIS offers chains with pushers that have the ability to re-enter.

ISO SERIES

DIN/ISO No.	Material	Pitch P mm	Roller diameter d1 max mm	width between plates b1 max mm	Pin diameter d2 max mm	Pin length L max mm / Lc max mm		Inner Plate depth H mm	Chain to top height h mm	Chain to top height h2 mm	Plate thickness t/T max mm	Minimum Tensile strength Q min KN	Weight per meter q kg/m
32B-1	CS, DT, SS	50,800	29,21	31,00	17,81	66,00 / 71,00	72,00	27	42,2	7,00/6,00	277,5	10,25	

CS CARBON STEEL
DT DELTA-TONE
SS STAINLESS STEEL

