



**iRiS**  
chains

[www.iris-chains.com](http://www.iris-chains.com)

SINCE  
**1935**

## Double pitch chains with attachments and extended pins

IRIS double pitch roller chains may be adapted for conveying duties by the addition of attachments.

# Double pitch chains with attachments and extended pins

IRIS double pitch roller chains may be adapted for conveying duties by the addition of attachments. Double plus conveyor chains are available with standard bent or straight type attachments on one or both sides. Many assembled chains and components are stocked for quick delivery.

Attachments for standard roller type chain and for over-size roller type chain have the same dimensions. Attachments can be spaced as desired upon request.

**SERVICES**

*Assembled chains available in stock.*

*Corrosion-resistant versions available*  
*(delta tone, stainless steel)*

*Matched pairs on request for chains working in parallel.*

*Spaced as desired upon request.*

*Chains of any length.*

*Technical assistance.*

## With bent attachment ISO 606

Double pitch roller chains ISO 1275

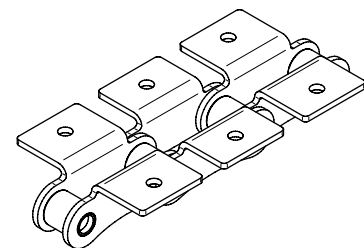
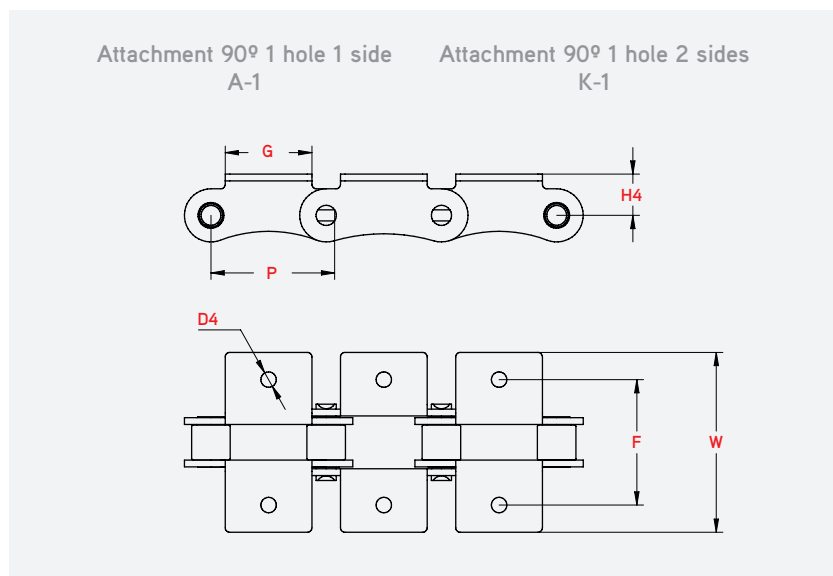
### ISO SERIES A1 / K1

DIN/ISO No.	Material	P mm	G mm	F mm	W mm	h4 mm	d4 mm
208 B	CS, DT, SS	25,50	23,2	25,4	39,6	9,1	4,5
210 B	CS, DT, SS	31,75	23,8	31,8	49,0	11,1	5,5
212 B	CS, DT, SS	38,10	35,0	38,1	57,0	14,7	6,6
216 B	CS, DT, SS	50,80	44,0	50,8	84,0	19,1	6,6
220 B	CS, DT, SS	63,50	52,0	63,5	104,0	23,4	8,4

### ASA SERIES A1 / K1

DIN/ISO No.	Material	P mm	G mm	F mm	W mm	h4 mm	d4 mm
208A 2040	CS, DT, SS	25,40	19,1	25,4	39,6	9,1	3,4
210A 2050	CS, DT, SS	31,75	23,8	31,8	49,0	11,1	5,5
212A 2060	CS, DT, SS	38,10	28,6	42,9	67,8	14,7	5,5
216A 2080	CS, DT, SS	50,80	38,1	55,6	87,8	19,1	6,8
220A 2100	CS, DT, SS	63,50	47,6	66,6	107,5	23,4	9,2

**CS** CARBON STEEL  
**DT** DELTA-TONE  
**SS** STAINLESS STEEL



# Double pitch chains with bent attachments

Double pitch roller chains ISO 1275 - Straight side plates

## ASA SERIES STANDARD

DIN/ISO No.	Material	P mm	G mm	L mm	F mm	W mm	h4 mm	d4 mm
C208A C2040	CS, DT, SS	25,400	19,10	9,50	25,40	39,60	9,10	3,40
C210A C2050	CS, DT, SS	31,750	23,80	11,90	31,80	49,00	11,10	5,50
C212A C2060	CS, DT, SS	38,100	28,60	14,30	42,90	67,80	14,70	5,50
C216A C2080	CS, DT, SS	50,800	38,10	19,10	55,60	87,80	19,10	6,80

## ASA SERIES HEAVY

DIN/ISO No.	Material	P mm	G mm	L mm	F mm	W mm	h4 mm	d4 mm
C212A H C2060 H	CS, DT, SS	38,100	28,60	14,30	42,90	67,80	14,70	5,50
C216A H C2080 H	CS, DT, SS	50,800	38,10	19,10	55,60	87,80	19,10	6,80
C220A H C2100 H	CS, DT, SS	63,500	47,60	23,80	66,60	107,50	23,40	9,20

**CS** CARBON STEEL  
**DT** DELTA-TONE  
**SS** STAINLESS STEEL

Double pitch roller chains ISO 1275 - Straight side plates - with Carriers rollers

## ASA SERIES STANDARD

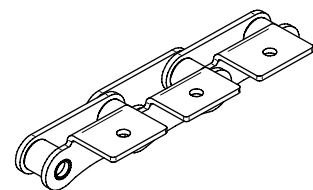
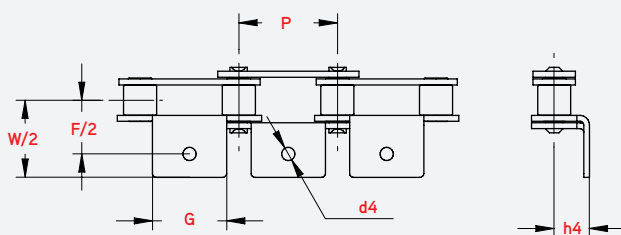
DIN/ISO No.	Material	P mm	G mm	L mm	F mm	W mm	h4 mm	d4 mm
C208AL C2042	CS, DT, SS	25,40	19,10	9,50	25,40	39,60	9,10	3,40
C210AL C2052	CS, DT, SS	31,75	23,80	11,90	31,80	49,00	11,10	5,50
C212AL C2062	CS, DT, SS	38,10	28,60	14,30	42,90	67,80	14,70	5,50
C216AL C2082	CS, DT, SS	50,80	38,10	19,10	55,60	87,80	19,10	6,80

## ASA SERIES HEAVY

DIN/ISO No.	Material	P mm	G mm	L mm	F mm	W mm	h4 mm	d4 mm
C212A H L C2062 H	CS, DT, SS	38,10	28,60	14,30	42,90	67,80	14,70	5,50
C216A H L C2082 H	CS, DT, SS	50,80	38,10	19,10	55,60	87,80	19,10	6,80
C220A H L C2102 H	CS, DT, SS	63,50	47,60	23,80	66,60	107,50	23,40	9,20

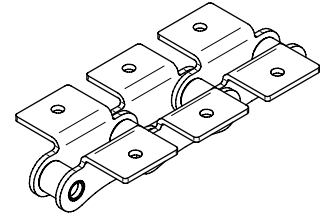
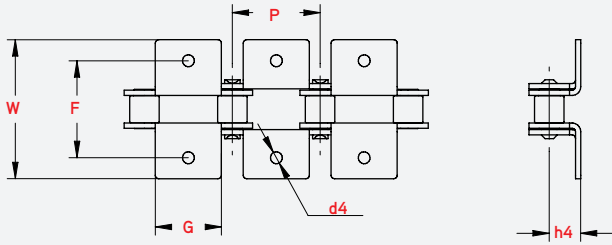
**CS** CARBON STEEL  
**DT** DELTA-TONE  
**SS** STAINLESS STEEL

Attachment 90° 1 hole 1 side  
A-1

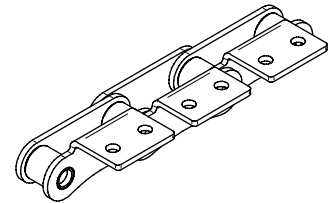
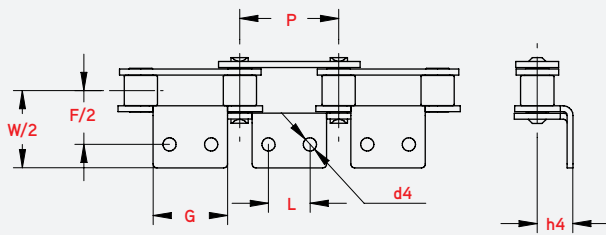


## Double pitch chains with bent attachments

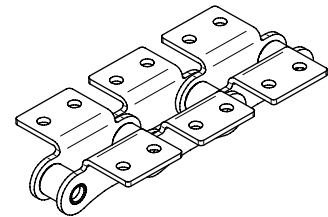
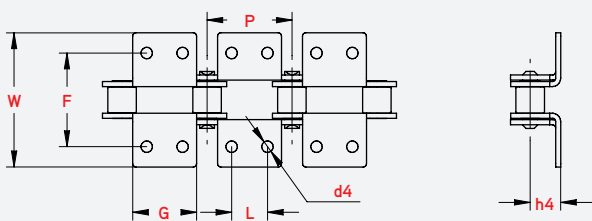
Attachment 90° 1 hole 2 sides  
K-1



Attachment 90° 1 hole 1 side  
A-2



Attachment 90° 1 hole 2 sides  
K-2



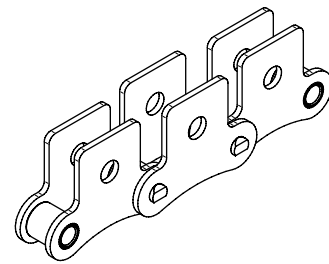
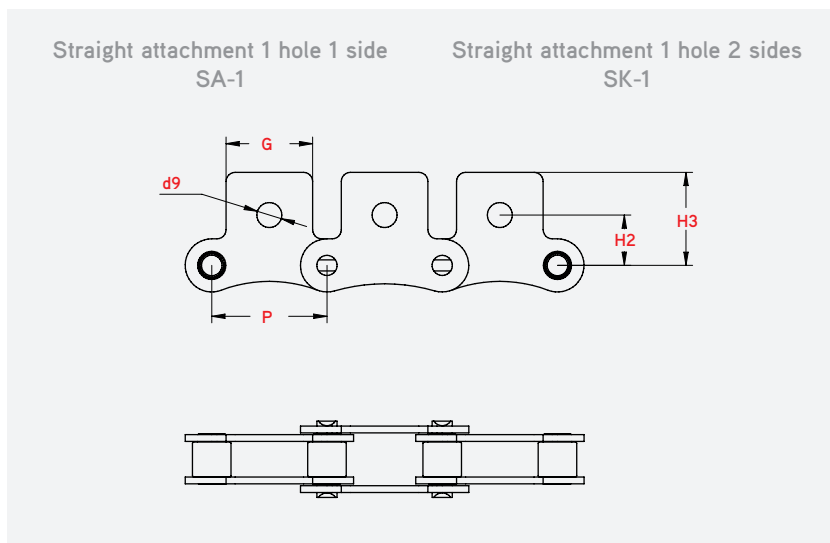
# Double pitch chains with straight attachments

Double pitch roller chains ISO 1275

ASA SERIES STANDARD

DIN/ISO No.	Material	P mm	G mm	F mm	W mm	h4 mm	D9 mm	H2 mm	H3 mm
208A 2040	CS, DT, SS	25,40	19,1	25,4	39,6	9,1	3,4	11,1	20,5
210A 2050	CS, DT, SS	31,75	23,8	31,8	49,0	11,1	5,5	14,3	25,0
212A 2060	CS, DT, SS	38,10	28,6	42,9	67,8	14,7	5,5	17,5	32,9
216A 2080	CS, DT, SS	50,80	38,1	55,6	87,8	19,1	6,8	22,2	43,5
220A 2100	CS, DT, SS	63,50	47,6	66,6	107,5	23,4	9,2	28,6	50,4

CS CARBON STEEL  
DT DELTA-TONE  
SS STAINLESS STEEL



Double pitch roller chains ISO 1275-Straight side plates

ASA SERIES STANDARD

DIN/ISO No.	Material	P mm	G mm	P1 mm	H2 mm	H6 mm	H3 mm	D4 mm	D9 mm
C208A C2040	CS, DT, SS	25,40	19,1	9,5	11,1	13,5	20,5	3,4	5,5
C210A C2050	CS, DT, SS	31,75	23,8	11,9	14,3	15,9	25,0	5,5	6,6
C212A C2060	CS, DT, SS	38,10	28,6	14,3	17,5	19,1	32,9	5,5	9,2
C216A C2080	CS, DT, SS	50,80	38,1	19,1	22,2	25,4	43,5	6,6	11,0

ASA SERIES HEAVY

DIN/ISO No.	Material	P mm	G mm	P1 mm	H2 mm	H6 mm	H3 mm	D4 mm	D9 mm
C212A H C2060 H	CS, DT, SS	38,10	28,60	14,30	17,50	19,10	32,90	55,50	9,20
C216A H C2080 H	CS, DT, SS	50,80	38,10	19,10	22,20	25,40	43,50	6,60	11,00
C220A H C2100 H	CS, DT, SS	63,50	47,60	23,80	28,60	31,80	50,40	8,40	13,00

CS CARBON STEEL  
DT DELTA-TONE  
SS STAINLESS STEEL

# Double pitch chains with straight attachments

Double pitch roller chains ISO 1275-Straight side plates-with Carriers rollers

## ASA SERIES STANDARD

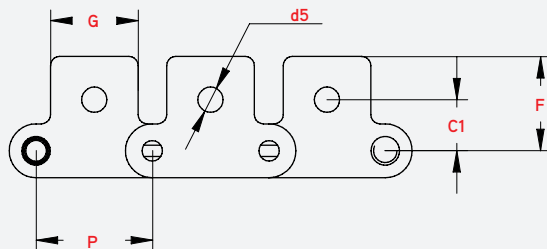
DIN/ISO No.	Material	P mm	G mm	P1 mm	H2 mm	H6 mm	H3 mm	D4 mm	D9 mm
C208AL C2042	CS, DT, SS	25,40	19,1	9,5	11,1	13,5	20,5	3,4	5,5
C210AL C2052	CS, DT, SS	31,75	23,8	11,9	14,3	15,9	25,0	5,5	6,6
C212AL C2062	CS, DT, SS	38,10	28,6	14,3	17,5	19,1	32,9	5,5	9,2
C216AL C2082	CS, DT, SS	50,80	38,1	19,1	22,2	25,4	43,5	6,6	11,0

## ASA SERIES HEAVY

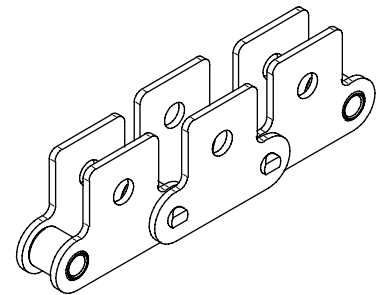
DIN/ISO No.	Material	P mm	G mm	P1 mm	H2 mm	H6 mm	H3 mm	D4 mm	D9 mm
C212A H L C2062 H	CS, DT, SS	38,10	28,60	14,30	17,50	19,10	32,90	5,50	9,20
C216A H L C2082 H	CS, DT, SS	50,80	38,10	19,10	22,20	25,40	43,50	6,60	11,00
C220A H L C2102 H	CS, DT, SS	63,50	47,60	23,80	28,60	31,80	50,40	8,40	13,00

**CS** CARBON STEEL  
**DT** DELTA-TONE  
**SS** STAINLESS STEEL

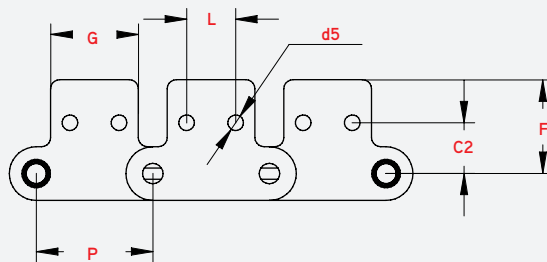
Straight attachment 1 hole 1 side  
 SA-1



Straight attachment 1 hole 2 sides  
 SK-1



Straight attachment 2 holes 1 side  
 SA-2



Straight attachment 2 holes 2 sides  
 SA-2

