



iRIS
chains

www.iris-chains.com

SINCE
1935

Hollow pin chains

Hollow pin chains provide great design versatility.

Hollow pin chains

Hollow pin chains provide great design versatility. IRIS manufactures hollow pin chains in American and European series, single and double pitch, with and without rollers, with and without bush. The double pitch series is supplied either rollerless or with carriers rollers. Cross Rods may be inserted into any link without disassembling the chain. IRIS can make double strand under request. Carbon steel nickelled plated, Delta Tone and stainless steel hollow pin chains are available. These chains are use in light handling, small conveyors usually using two parallel chains.

SERVICES

Many references available in stock.

Corrosion-resistant versions available.

Specific product on request.

Matched pairs on request for chains working in parallel.

Chains of any length.

Technical assistance.

Rollerless type

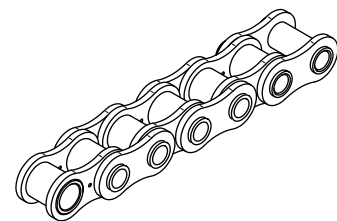
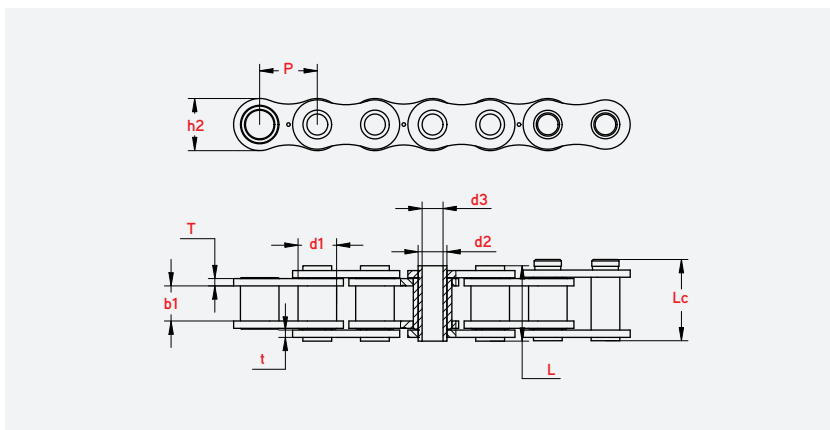
ISO SERIES

DIN/ISO No.	Material	Pitch	Bush diameter	width between plates		Pin diameter		Pin length		Inner Plate depth	Plate thickness	Ultimate Tensile strength	Weight per meter	Breaking load Stainless steel
		P mm	d1 max mm	b1 min mm	d2 max mm	d3 min mm	L max mm	Lc max mm	hz max mm	t/T max mm	Q min KN	q kg/m	Q min KN	
8B-1 HP	CS, NP, DT, SS	12,700	12,700	7,75	6,37	4,50	16,6	17,9	11,8	1,50	9,60	0,62	7,80	
10B-1 HP	CS, NP, DT, SS	15,875	15,875	9,5	7,20	5,00	19,8	21,3	14	1,60/2,00	12,50	0,82	10,00	
12B-1 HP	CS, NP, DT, SS	19,050	19,050	11,7	8,22	5,75	24,5	24,9	16,5	1,85/2,40	16,00	1,14	12,80	
16B-1 HP	CS, NP, DT, SS	25,400	25,400	17,02	11,4	8,20	35,1	37,6	23,2	3,00/4,00	49,00	2,26	39,20	
8B-1 HP D3=4	CS, NP, DT	12,700	12,700	7,75	6,3	4,00	16,8	18	12	1,50	9,60	0,62	7,68	
10B-1 HP D3=4	CS, NP, DT	15,875	15,875	9,5	7,2	4,00	19,8	21,3	14	1,60/2,00	12,50	0,82	10,00	
12B-1 HP D3=6	CS, NP, DT	19,050	19,050	11,68	8,09	6,00	22,7	23,9	16,1	1,85	14,00	0,82	11,20	

ASA SERIES

DIN/ISO No.	Material	Pitch	Bush diameter	width between plates		Pin diameter		Pin length		Inner Plate depth	Plate thickness	Ultimate Tensile strength	Weight per meter	Breaking load Stainless steel
		P mm	d1 max mm	b1 min mm	d2 max mm	d3 min mm	L max mm	Lc max mm	hz max mm	t/T max mm	Q min KN	q kg/m	Q min KN	
8A-1	CS, DT, SS	12,700	7,95	7,85	5,63	4,00	16,50	17,60	12,00	1,50	11,00	0,54	7,70	
10A-1	CS, DT, SS	15,875	10,16	9,40	7,03	5,15	20,50	21,70	15,09	2,03	20,00	0,91	14,00	
12A-1	CS, DT, SS	19,050	11,91	12,70	8,31	6,00	25,80	26,80	18,00	2,42	24,00	1,29	16,80	
16A-1	CS, DT, SS	25,400	15,88	15,75	11,40	8,05	32,50	33,80	24,00	3,25	42,00	2,26	35,00	

CS CARBON STEEL
DT DELTA-TONE
NP NICKELLED PLATED
SS STAINLESS STEEL

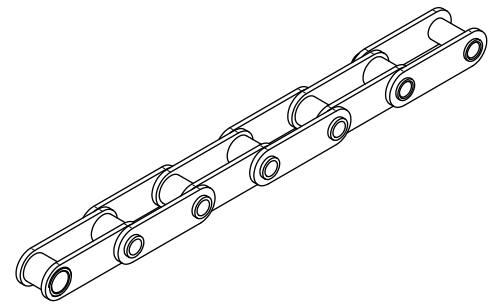
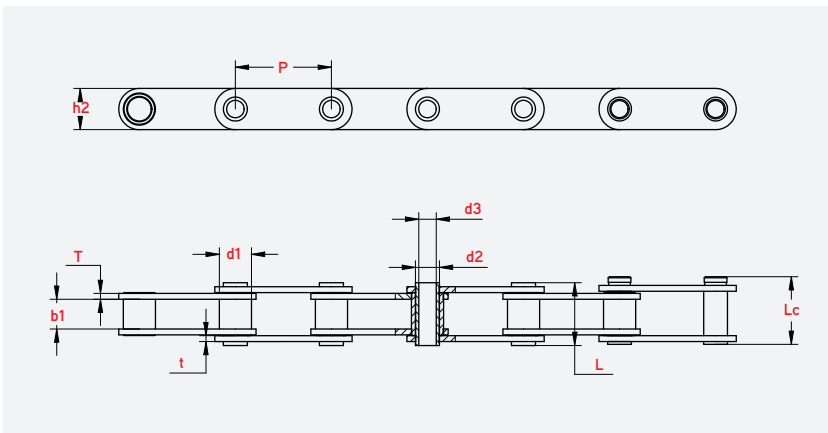


Hollow pin chains

Double pitch hollow pin chains

ASA SERIES

DIN/ISO No.	Material	Pitch	Bush diameter	width between plates	Pin diameter		Pin length		Inner Plate dept	Plate thickness	Ultimate Tensile strength	Weight per meter	Breaking load Stainless steel
		P mm	d1 max mm	b1 min mm	d2 max mm	d3 min mm	L max mm	Lc max mm	h2 max mm	t/T max mm	Q min KN	q kg/m	Q min KN
C2040 HP	CS, DT, SS	25,40	7,95	7,85	5,63	4,00	16,50	17,60	12,00	1,50	11,00	0,46	6,60
C2050 HP	CS, DT, SS	31,75	10,16	9,40	7,03	5,10	20,70	21,90	15,09	2,03	20,00	0,76	12,00
C2060 HP	CS, DT, SS	38,10	11,91	12,70	8,31	6,00	25,80	26,80	18,00	2,42	24,00	1,02	14,40
C2080 HP	CS, DT, SS	50,80	15,88	15,75	11,40	8,05	32,50	33,80	24,00	3,25	50,00	1,81	30,00



Double pitch hollow pin chains-Straight Plate-With Carriers Rollers

ASA SERIES

DIN/ISO No.	Material	Pitch	Bush diameter	width between plates	Pin diameter		Pin length		Inner Plate dept	Plate thickness	Ultimate Tensile strength	Weight per meter	Breaking load Stainless steel
		P mm	d1 max mm	b1 min mm	d2 max mm	d3 min mm	L max mm	Lc max mm	h2 max mm	t/T max mm	Q min KN	q kg/m	Q min KN
C2042 HP	CS, DT, SS	25,40	15,88	7,85	5,63	4,00	16,50	17,60	12,00	1,50	11,00	0,78	6,60
C2052 HP	CS, DT, SS	31,75	19,05	9,53	7,22	5,12	20,50	21,80	15,00	2,03	20,40	1,25	12,24
C2062 HP	CS, DT, SS	38,10	22,23	12,70	8,31	6,00	25,80	26,80	17,00	2,42	24,00	1,72	14,40
C2082 HP	CS, DT, SS	50,80	28,58	15,75	11,40	8,05	32,40	33,80	24,00	3,25	50,00	2,82	30,00
C2042H HP	CS, DT, SS	25,40	15,88	7,85	5,63	4,00	18,80	19,90	12,00	2,03	11,00	0,95	6,60
C2052H HP	CS, DT, SS	31,75	19,05	9,53	7,22	5,12	22,10	23,40	15,00	2,42	20,40	1,44	12,24
C2062H HP	CS, DT, SS	38,10	22,23	12,70	8,31	6,00	29,20	30,20	17,00	3,25	24,00	1,99	14,40
C2082H HP	CS, DT, SS	50,80	28,58	15,75	11,40	8,05	35,70	37,00	24,00	4,00	50,00	3,34	30,00
C2052H HP T1	CS, DT, SS	31,75	19,05	9,40	7,03	5,12	20,00	21,50	15,30	1,85	15,00	1,21	9,00

